

## Inquiry Question

*Using Doreen Cronin as a mentor, can you write diary entries from the perspective of the animal/insect of your choice?*

Name: \_\_\_\_\_

Date: \_\_\_\_\_



## General Instructions

After reading **Diary of a Worm**, **Diary of a Fly** and **Diary of a Spider**, can you use Doreen Cronin as a mentor and create your own Diary, written in the perspective of the animal/insect of your choice?

### Materials you'll need:

- This document
- A pencil
- Pencil crayons

### Project submission:

Submit this document, fully completed.

## Research

To start, you're going to have to do some research about your chosen animal or insect. Fill in the following research page to help you gather info and take the perspective of your subject of choice.

Keep in mind, not *everything* needs to be realistic. For example, Doreen Cronin makes Fly and Spider friends in her books, when in reality, spiders typically eat flies. Not everything in the book is 100% realistic. Your Diary can still be playful!

\*You cannot choose a worm, a fly or a spider.

Animal/Insect that I am researching: \_\_\_\_\_

Question	Research
Where does the animal/insect live?	
What food does the animal/insect like to eat?	
When and where does the animal/insect sleep?	
What size is the animal/insect?	
How does the animal/insect travel? What body parts does the animal/insect use to move?	
Describe the animal/insect. Furry? Sharp teeth? Long nose? 3 toes?	
What enemies/predators does the animal/insect have? Any dangers for the animal/insect?	

Does the animal/insect live in a group, or by itself?	
Interesting fact about the animal/insect:	
Interesting fact about the animal/insect:	
MY QUESTION:	
MY QUESTION:	

## Possible Entries

- **Learning something new**
  - Spider learned how to catch the wind
  - Worm made a macaroni necklace
  - Fly practicing landing on moving targets (a human’s head)
- **Something funny/strange happening**
  - Spider brough his skin in for show and tell
  - Worm forgot lunch, ate his homework
  - Fly got stuck in spiders web during a playdate
- **Facing danger**
  - Spider with the vacuum
  - Spider and falling asleep in a shoe
  - Worm digging deeper during fishing season
- **Teaching a different animal/insect how to do something**
  - Worm taught spider how to dig
  - Spider taught worm how to walk upside down

- **A fun time**
  - Worm at a school dance
  - Spider and sister at the park
- **An interesting fact**
  - Flies have the most powerful flight muscles on the planet
  - Spiders are not insects – insects have 6 legs
- **Family happenings**
  - Worm was mean to his sister, mom was not happy
  - Spider’s grandpa blew away to France and sent postcards of his travels
- **Spending time with friends**
  - Worm and spider got into a fight because Spider said you need legs to be cool
  - Spider slept over at worm’s house and hoped they wouldn’t eat rotten leaves again
- **Interactions with humans**
  - Worm sneaking up on kids in the park and scaring them, making them scream
  - Fly observing the behaviour of a 1<sup>st</sup> grader for his science project
  - Spider putting a web on the water fountain to gross out the humans

## Diary Planner

Each entry needs to be a **minimum** of 3 sentences. However, you can always add more than this! You will plan out these sentences below, as well as roughly sketch the image that will go along with the diary entry.

There will be a total of **8 Diary entries**. Before getting started, you need to plan out each entry. Each entry needs to start with a date and will be written in the first person, using “I”. Reference Doreen Cronin’s books if you are having trouble figuring out how to write the entries.

Remember, this is just your place to plan each entry and drawing! You can always add more details when you complete your final copy.

Entry #1



---

---

---

---

---

---

Entry #2



---

---

---

---

---

---

Entry #3



---

---

---

---

---

---

---

---

Entry #4



---

---

---

---

---

---

---

---

Entry #5



---

---

---

---

---

---

---

Entry #6



---

---

---

---

---

---

---

Entry #7



---

---

---

---

---

---

---

---

Entry #8



---

---

---

---

---

---

---

---



## Final Copy


It's time for your final copy. This should be your best work. Check over your spacing, spelling and grammar, and make sure that your drawings are neat, tidy and fully coloured.

To begin, start by creating the title page:

# Diary of a

---

*Author & Illustrator:* \_\_\_\_\_



Date: \_\_\_\_\_

---

---

---

---

---

---

---

---

---

---



Date: \_\_\_\_\_

---

---

---

---

---

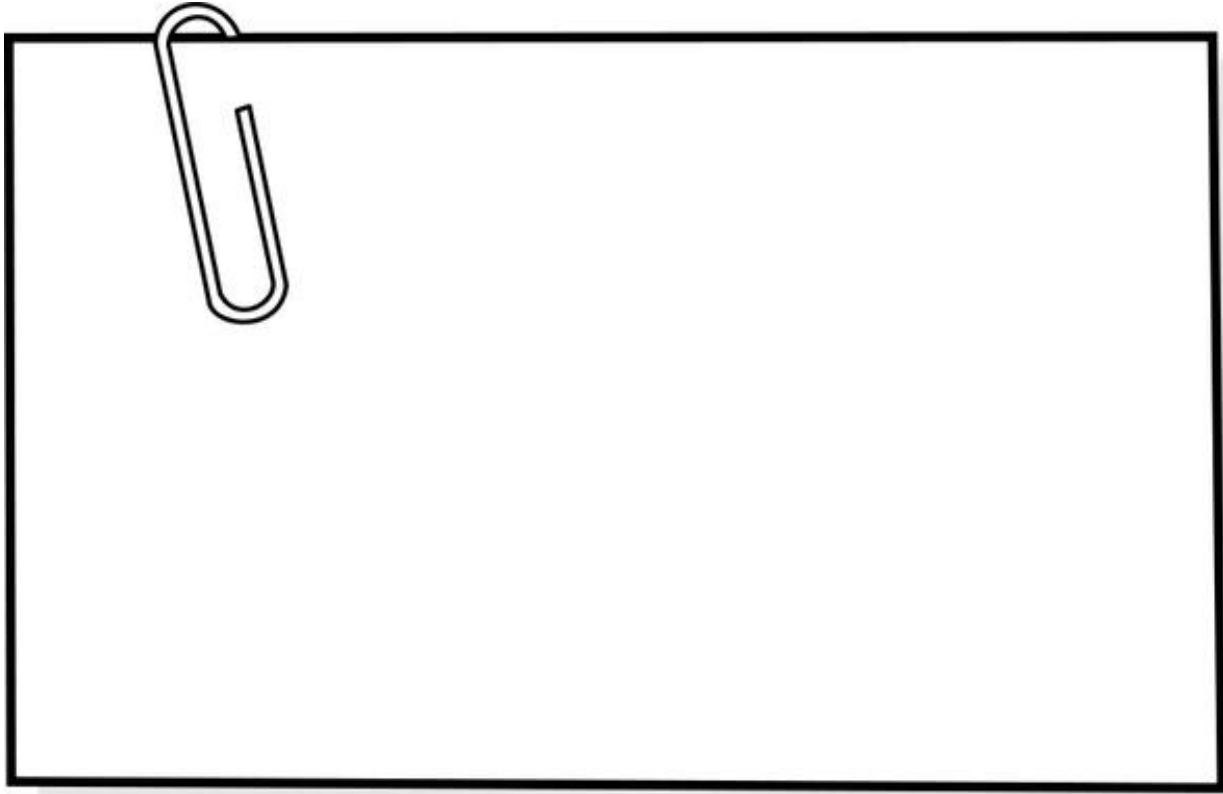
---

---

---

---

---



Date: \_\_\_\_\_

---

---

---

---

---

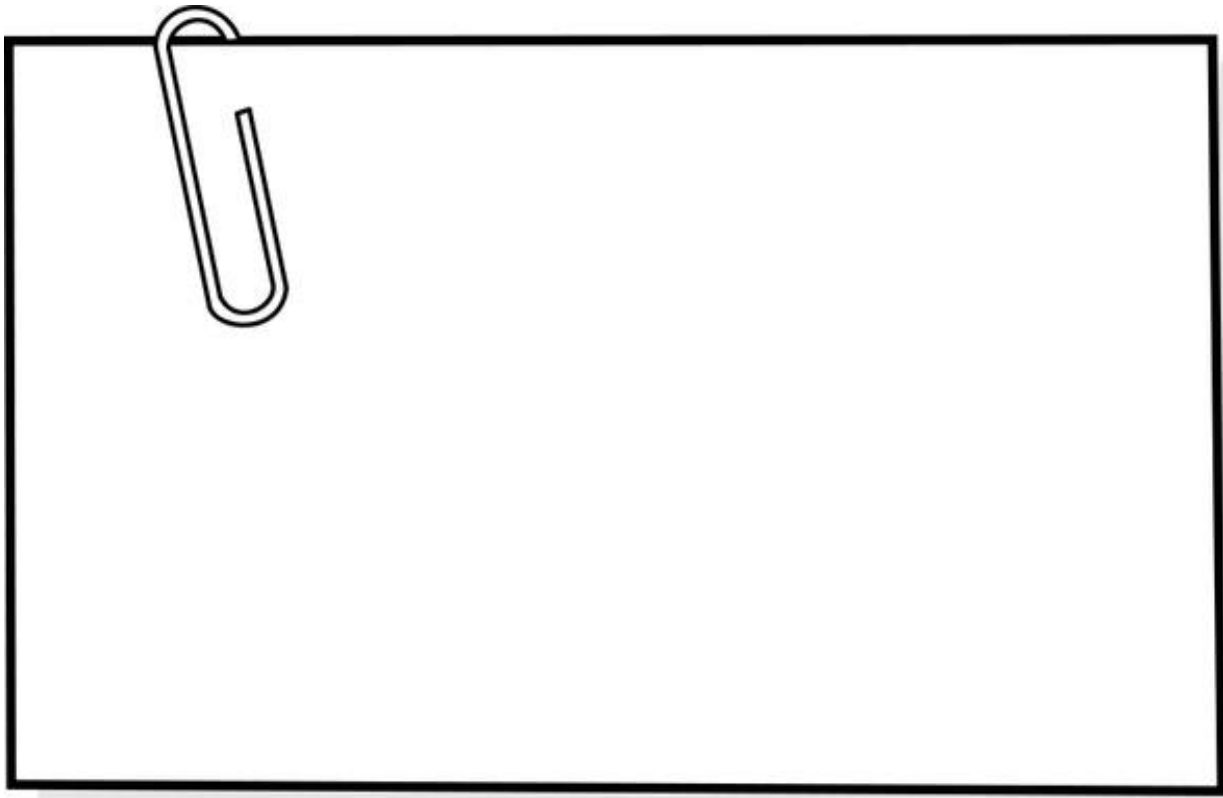
---

---

---

---

---



Date: \_\_\_\_\_

---

---

---

---

---

---

---

---

---

---



Date: \_\_\_\_\_

---

---

---

---

---

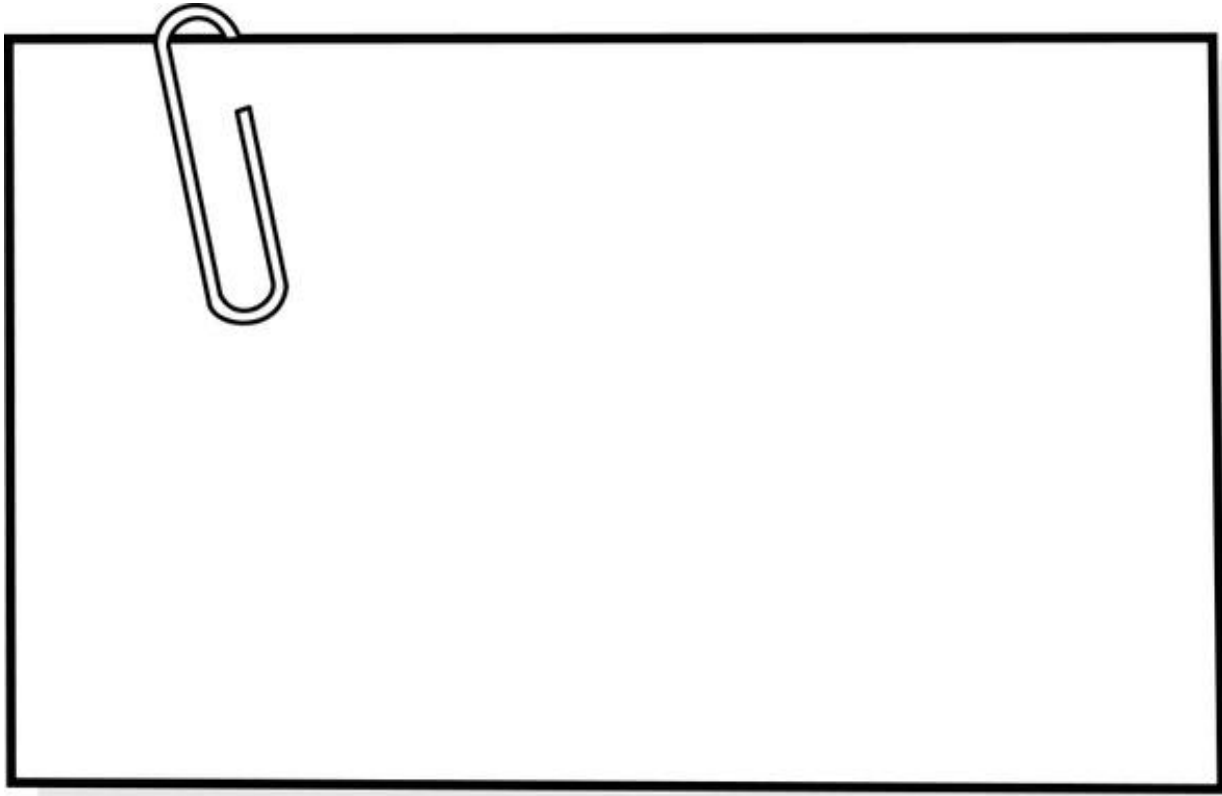
---

---

---

---

---



Date: \_\_\_\_\_

---

---

---

---

---

---

---

---

---

---



Date: \_\_\_\_\_

---

---

---

---

---

---


---

---

---

---





Date: \_\_\_\_\_

---

---

---

---

---

---

---

---

---

---

**Self-Assessment: Diary of a...**

Name: \_\_\_\_\_

Complete the self-assessment only once you are fully completed the assignment, and ready to hand it in. Put a number beside each statement to rate your performance:

0 = Did not do

1 = Did an OK job

2 = Did a good job

3 = Did an excellent job

\_\_\_\_\_ I put in my best effort in order to create a finished product that I am proud of

\_\_\_\_\_ I revised my work and made sure that it was as neat, tidy and as polished as possible.

\_\_\_\_\_ I stepped into the animal/insect's shoes to help me see life (problems, wishes, dreams etc.) from a perspective other than my own

\_\_\_\_\_ I understand how to use another author's work as a mentor to help me improve my writing or try something new

\_\_\_\_\_ I kept in mind what the animal/insect may think and feel about different topics and aspects of their life (habitat, food etc.)

\_\_\_\_\_ I was able to illustrate from the perspective of the animal/insect